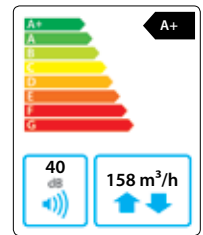


# Domekt CF 150 F

Maximal air flow, m <sup>3</sup> /h	158
Unit weight, kg	29
Supply voltage, V	1~230
Maximal operating current, A	6,1
Thermal efficiency of heat recovery, %	92
Reference flow rate, m <sup>3</sup> /s	0,031
Reference pressure difference, Pa	50
SPI, W/(m <sup>3</sup> /h)	0,2
Filters dimensions BxHxL, mm	260x232x46
Electric power input of the fan drive at reference flow rate, W	11
Electric power input of the fan drive at maximum flow rate, W	31
Electric air heater capacity, kW / Δt, °C	0,5 / 13,4
Electric preheater capacity, kW / Δt, °C	0,75 / 20
Control panel	C6.1 / 6.2
Maintenance space, mm	300



C6.1



C6.2

## Acoustic data

### A-weighted sound power level L<sub>WAr</sub> dB(A) at reference flow rate

Supply inlet	47
Supply outlet	57
Exhaust inlet	47
Exhaust outlet	58
Casing	40

### A-weighted sound pressure level L<sub>pAr</sub> dB(A)

10 m<sup>2</sup> normally isolated room, distance from casing – 3 m.

Surroundings	29
--------------	----

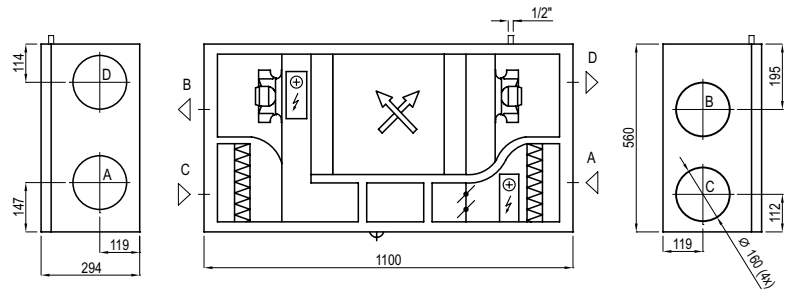
## Temperature efficiency

Outside temperature, °C	Winter					Summer		
	-23	-15	-10	-5	0	25	30	35
After heat exchanger*, °C	18,8*	19,1*	19,1*	19,1	19,5	22,3	22,9	23,5

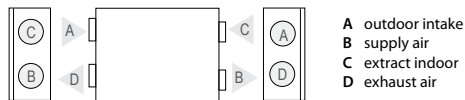
indoor +22°C, 20 % RH.

\* calculations made after evaluation of the preheater.

### Shown as left (L1)

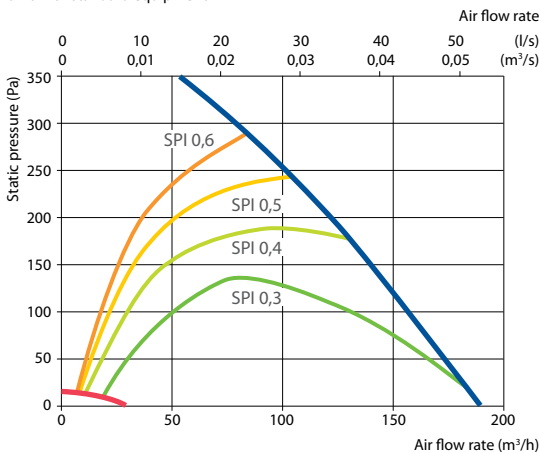


### Shown as right (R2)



## Performance

Unit with standard equipment



## Accessories (p. 123)

Closing damper	AGUJ-M-160+LF230/LM230
	A/D AGS-160-50-600-M
Silencer	B/C AGS-160-50-900-M
Water heater	DH-160

PPU	PPU-HW-3R-15-0,4-W2
2-way valve (water heater)	VVP47.10-0,4
Water cooler	DCW-0,2-1 / DHCW-160
2-way valve (water cooler)	VVP47.10-1,6